


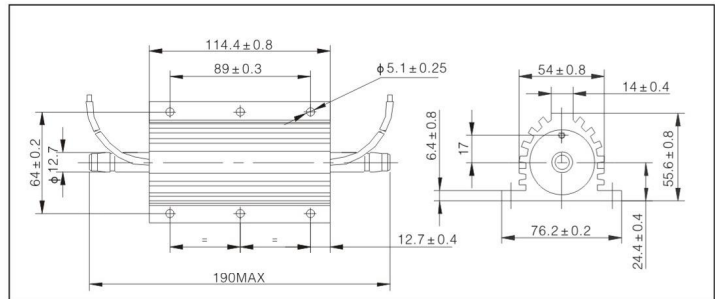
REW600

水冷式铝外壳电阻器

Water Cooled Power Resistors Wirewound, Aluminum Housed



■ 构造图 Construction(mm)



注: 1) *为表面温度测试点

2) 标准的水管直径是12.7mm的铜管, 水管的材料和连接准备可以咨询工厂。

3) 与散热器连接表面必须清洁, 散热器必须表面平整。为了提高热传导率, 铝外壳与散热器的接触面应涂覆一层硅油。

1) *Surface temperature measuring point

2) Standard water pipe 12.7 OD .For alternative pipe material and connection arrangements, please consult the factory.

3) Surfaces in contact must be carefully cleaned. The heatsink surface must be have a good flatness In order to improve thermal conductivity, surfaces in contact (aluminum housing, heatsink) should be laid on with a silicone grease.

■ 产品特点 Features

- 均衡冷却
- 低感绕制
- 经模压的绝缘电缆引出端
- 高功率小体积

该产品一直以其独特新颖的设计应用于可控硅整流的保护电路中, 当空间有限并可提供冷却水时最为适用。内外散热方式确保了电阻器工作时的低温度变化, 而减少了其内部应力。内部散热是通过冷却管, 而外部散热是通过直接安装在底板上或外加水冷散热装置以减小内外温差。

- BALANCED COOLING
- LOW INDUCTANCE WINDINGS
- MOULDED-IN INSULATED CABLE TERMINATIONS
- HIGH POWER FOR SMALL SIZE

Having been originally designed for use in thyristor protection circuits, the REW600 is most suitable where water cooling is available and space limited. The withdrawal of heat, internally and externally, ensures a low temperature gradient across the unit reducing internal stress. Heat is extracted internally through the cooling pipe and externally by direct mounting onto chassis or additional water cooled heatsink, thereby reducing temperature gradient across internal insulation.

■ 应用范围 Applications

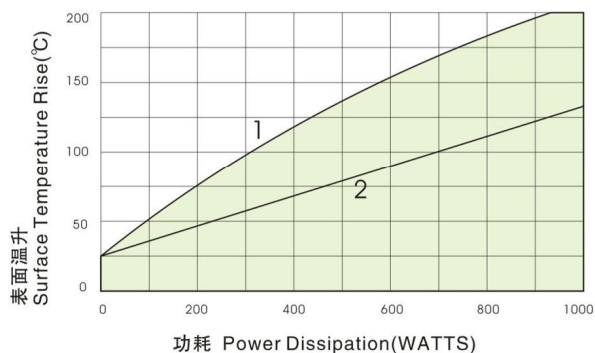
- REW电阻器应用于脉冲电路
- 最大过载值
- 电感值
- 低阻值
- 特殊引出端
- 可供选择的铝外壳设计和安装

- REW resistors for pulse applications
- Maximum overload
- Inductance values
- Low ohmic values
- Special terminations
- Alternative aluminum housing designs and mountings

■ 执行标准 Reference Standards

Q/WCD11-2010

■ 温升功耗曲线 Temperature rise & power dissipation



曲线1电阻器安装在标准空气冷却散热器上, 25°C时的流速为2升/分钟。

曲线2电阻器安装在热阻为0.04°C/W的水冷散热器上, 25°C时的流速为4升/分钟。

Curve 1 Resistor mounted on standard air cooled heatsink with water at 25°C flowing at rate of 2 liters/minute.

Curve 2 Resistor mounted on water cooled heatsink if Rth 0.04°C/w with water at 25°C flowing at rate of 4 liters/minute.

额定功率600W时安装在3750mm² × 3mm铝板上, 25°C时水流速度2L/min, 见曲线1。

900W时安装在热阻为0.04°C/W的水冷散热装置, 25°C下水流速度4L/min, 见曲线2

POWER RATING 600Watts mounted on 3750mm² × 3mm Aluminum plate with 25°C water flowing at rate of 2 litres per minute. See Curve 1.

900Watts mounted on water cooled heatsink of thermal resistance 0.04°C/W with water at 25°C flowing at rate of 4 litres/minute. See Curve 2.

REW600

水冷式铝外壳电阻器

Water Cooled Power Resistors Wirewound, Aluminum Housed



■ 电气性能 Electrical specifications

25℃额定功率 带标准散热板 Power Rating On Standard Heat Sink @25℃	阻值范围 Resistance Range Ohms	元件极限电压直流 /交流有效值 Limiting Element Voltage DC/AC RMS	耐电压交流峰值 Voltage Proof AC Peak	稳定度每千 小时变化率 ΔR%Stability ΔR% PER 1000HRS	表面温升 带标准散热板℃/W Typical Surface Temperature Rise ℃/W Standard Heat Sink Mounted	标准散热 铝板热阻℃/W Standard Heat Sink (Aluminum) RTH
600W	R1~50K	2200V	3000V	3%	0.19℃/W	0.04℃/W

■ 性能指标 Performance

试验项目 Test Item	
精度 Tolerance	标准值是 ± 5%也可根据客户要求定制更高精度 Standard J(± 5%),please consult Vitrohm for closer tolerances
温度系数 Temperature Coefficients typical values	>50R:25(10 ⁻⁶ /K), 1R~50R:50 (10 ⁻⁶ /K)<1R 100(10 ⁻⁶ /K), 如有更高要求请联系 Above 50R 25 (10 ⁻⁶ /K),1R~50R:50(10 ⁻⁶ /K),Below 1R 100(10 ⁻⁶ /K),For lower TC's please consult the factory
绝缘电阻 Insulation resistance(Dry)	≥ 10000MΩ
高温下功耗 Power dissipation high ambient temperature	在200℃时功耗线性降为零 Dissipation derates linearly to zero at 200℃.
低电感 Low inductive(NREW600)	在REW代码前加“N”表示如NREW, 对于NREW600型最大阻值为12K5 Specify by adding N before the REW code e.g. NREW. Max value for NREW600 is 12K5 ohms.
绝缘电阻 Insulation resistance(Dry)	≥ 10000MΩ
结构 Construction	水管和线绕电阻芯模压在铝外壳中以确保其耐潮湿性和高绝缘耐压性 Water pipe & wound former is encapsulated in an aluminum housing ensuring good humidity seal and a high level of voltage protection.
水管 Water pipe	铜制也可根据要求选用其他材料 Copper—other materials available on request.
电阻芯棒 Core	具有高导热性和耐热冲击能力的高氧化铝瓷体 High Alumina Ceramic with high thermal conductivity and capable of withstanding severe thermal shock. It's ground finish ensures maximum contact with the resistive element for rapid heat transfer.
电阻丝 Element	根据阻值选用铜镍合金或镍铬合金 Copper nickel alloy or nickel chrome alloy depending on ohmic value.
端帽 End caps	不锈钢 Stainless steel.
封装料 Encapsulant	高温模压混合物 High temperature moulding compound
外壳 Housing	阳极铝 Anodised aluminum
引出端 Terminals	绝缘柔性电缆每端最长610mm Insulated flexible cable. Maximum length 610mm each end.

■ 订货示例 How To Order

例如 Example

N	REW	600W	2R2	J
低感绕制 Low Induction Winding	系列 Series	安装散热板功率 Watts Heat Sink Mounted	标称阻值 Nominal Value	精度 Tolerance
N	REW	600W	2R2	J