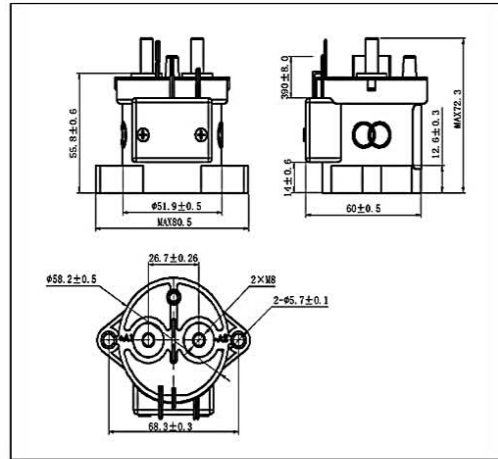


SEV200 高压直流接触器

HIGH VOLTAGE DC CONTACTOR



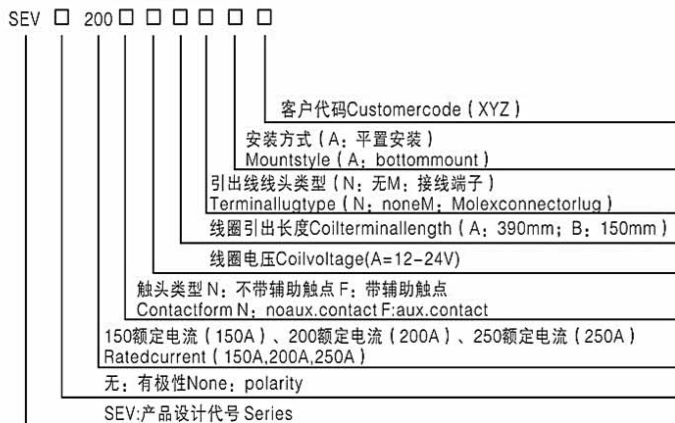
外形及安装尺寸 Outline and Dimensions:



产品特点 Product features:

- 体积小、重量轻，带电能力400A以上，直流450V下最大可切换电流2000A。
Small size, light weight, charging capacity above 400A, DC 450V maximum switching current 2000A.
- 外置节能器，使用功耗小。
External power saver, low power consumption.
- 有任选的辅助触点，方便监控主触点状态。
optional auxiliary contacts to facilitate monitoring of the main contact state.
- 采用环氧灌封密封技术对产品内部进行全密封，保护线圈和触点系统长时间不氧化，安全性高。
The product is completely sealed for inner part by using epoxy potting and sealing technology, which protects the coil and contact system from oxidation for a long time and has high safety.
- 采用永磁体磁吹灭弧的技术，产品可靠性高。
The technology of permanent magnet arc extinguishing is adopted to ensure high reliability.
- 执行标准：GB/T14048.5-2017
Implementation criteria: GB/T14048.5-2017
- 认证：CCC编号2017010303999703
Certification: CCC number 2017010303999703.

型号解释 Type introduction:



应用范围 Application:

新能源汽车的高压主回路、预充电回路、慢充电路、快充电路、高压辅助系统等；充电桩的高压主回路系统；风电，光伏等电力控制系统。
Mainly used in high voltage main circuit, pre-charge circuit, slow charging circuit, fast charging circuit, high voltage auxiliary system of electromobile, as well as high voltage main circuit system in charging pile, power control system of wind power, photovoltaic.

线圈工作电压 Coil operating voltage:

序号 Item	工作电压 Nominal Voltage	9-36VDC	32-95VDC	48-95VDC
1	最大电压 Voltage (Max.)	36VDC	95VDC	95VDC
2	最大吸合电压 Pickup (close) Voltage Max.	9VDC	32VDC	48VDC
3	最小保持电压 Hold Voltage (Min.)	7.5VDC	22VDC	34VDC
4	最小释放电压 Dropout (open) Voltage (Min.)	6VDC	18VDC	27VDC
5	最大浪涌电流 Inrush Current (Max.)	3.8A	1.3A	0.7A
6	平均保持电流 Holding Current (Avg.)	0.13A(12V) 0.07A(24V)	0.03A(48V)	0.02A(72V)
7	最大浪涌时间 Inrush Time (Max.)	130ms	130ms	130ms

SEV200 高压直流接触器

HIGH VOLTAGE DC CONTACTOR

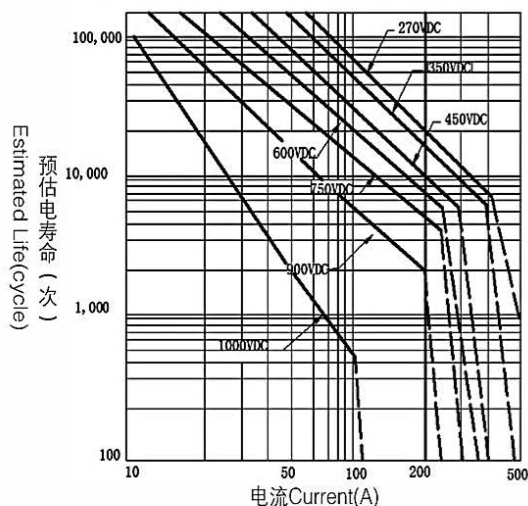


性能参数 Performance parameter:

类别	参数Parameters	单位Units	值Values
主触点/Main contactor	主触点, 触点形式 Contact Arrangement, power contacts	/	一组桥式常开 (双动合触点) A set of bridge normally open (SPST NO DM)
	工作电压范围 Rated Operating Voltage	VDC	12~1000
	320VDC下断开电流 Break Current at 320VDC	A	2000, 1次 (Cycle)
	标准接触电阻 (100A时) Standard contact resistance (@100A)	mΩ	≤0.3
	介质耐电压 Dielectric withstanding voltage	VDC	2500, (5mA, 60s)
	直流500V下绝缘电阻 At DC 500V insulation resistance	MΩ	≥100
辅助触点 Aux. contact	辅助触点、触点形式 Aux. contact、contact form	/	一组常开 A set of bridge normally open (SPST NO DM)
	辅助触点电流最大值 Aux. contact max current	A	30VDC 2A; 125VAC 3A
	辅助触点电流最小值 Aux. contact min current	mA	8V 100mA
	辅助触点接触电阻最大值 Aux. contact max contact resistance	Ω	30VDC 0.417; 125VAC 0.150
寿命 life	负载寿命(200A/450V) Load life(200A/450V)	cycle	≥6000
	机械寿命 Mechanical life	cycle	1,000,000
吸合/释放 pick up/ release	吸合时间 (包括触点弹跳) Picking up time include (Contact bounce)	ms	≤15
	触点弹跳 Bounce	ms	≤7
	释放时间 Release time	ms	≤12
环境 Environ-ment	冲击, 11ms, 1/2正弦波, 峰值, 吸合 Shock, 11ms, 1/2 Sine, Peak, Pick up	G	≥50
	振动, 正弦波, 80~2000Hz, 峰值 Vibration, Sine, 80~2000Hz, Peak	G	≥20
	工作温度 Working tempt.	℃	-40 ~ +85
	标准重量 Standard weight	g	≤450

产品通、断电寿命预估 Product life estimated (make/break):

1. 阻性负载下产品通、断电寿命预估次数曲线
Product life estimated (make/break) curve under resistive load



2. 持续通电能力 Continuous current range

