
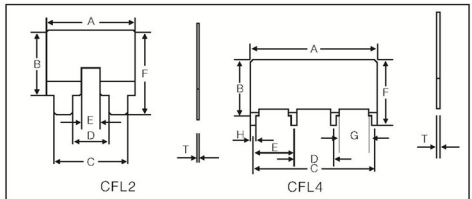


CFL(M) 精密分流器 precision shunts



■ 构造图 Construction



■ 产品特点 Features

- 电子束焊接结构，符合欧盟RoHS标准
- 55A最大持续工作电流
- 电感值低于10nH
- 有两端及四端引线结构
- E-Beam welded construction, RoHS Compliant
- Max 55Amp continuous operating current
- Inductance less than 10nH
- 2-terminal or 4-terminal Kelvin connections

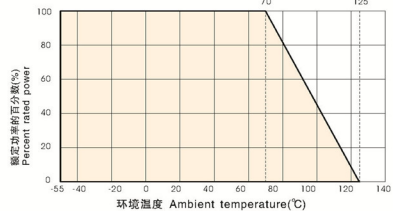
■ 应用范围 Applications

- 适用于电子式电表表微取样电阻
- 结构设计灵活，可按客户要求设计
- Ideally suited for Electronic kWh-meter as sampling sensing shunts
- Custom designed shunts available

■ 执行标准 Reference Standards

Q/ATK047-2007

■ 降功耗曲线 Derating Curve



■ 产品规格 Derating Curve

型号 Type	功率 Power rating	阻值范围 Resistance	精度 Tolerance
CFL-2	max 2W	0.003Ω-0.010Ω	±1%, ±5%
CFL-4	max 5W	0.0005Ω-0.010Ω	

■ 技术说明 Technical Specifications

型号 Type	A	B	C	D	E	F	G	H	T ±0.05
CFL-2	15.6	14.0	13.6	4.0	1.2	17.0	/	/	0.32
	±0.10	±0.10	±0.10	±0.10	±0.10	±0.10	/	/	
	17.2	10.0	15.2	5.6	1.2	13.0	/	/	0.32
CFL-4	±0.10	±0.10	±0.10	±0.10	±0.10	±0.10	/	/	0.35-1.8
	22.0	10.9	20.3	5.2	7.55	14.4	4.45	1.7	
	±0.25	±0.25	±0.13	±0.13	±0.13	±0.25	±0.25	±0.13	

注：M为模压绝缘型。(CFL-M mould insulation style)

■ 性能指标 Performance

试验项目 Testing Item	CFL-2	CFL-4	试验方法 Test method
高温试验 High Temp.Exposure	<1.0%R	<1.0%R	125°C, 1000h
温度循环 Temp.Cycling	<0.5%R	<0.5%R	-55°C/125°C, 5cycles
长期寿命 Load life	<0.5%R	<0.5%R	70°C, A ₉₅ , 1000h
稳态湿热 Baised Humidity	<0.5%R	<0.5%R	40°C, RH93±3%, 240h
耐焊接 Leaching	<0.5%R	<0.5%R	350±10°C, 2.5s

■ 订货示例 How To Order

例如 Example

CFL	2	2W	20mΩ	±1%	±50ppm	盒装 Boxes
产品型号 Type	类型 Style	功率 Power	标称阻值 Nominal Value	精度 Tolerance	温度系数 TCR	安装方式 Packaging
CFL	2 4	2W 4W	20mΩ	±1% ±5%	±50ppm	盒装 Boxes